



Installation Guide for Kurzweil 3000 Web License (Visual Walkthrough) Windows Version 15

Revised January 24, 2018

Follow the instructions in this guide to download, install, and get started with Kurzweil 3000® Web License (Kurzweil 3000).

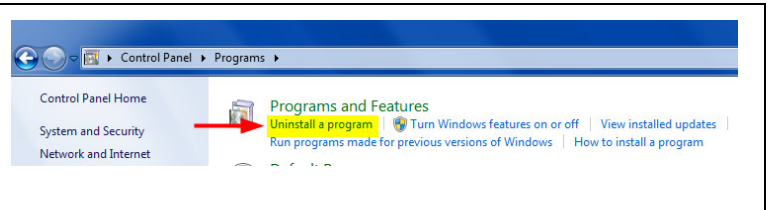
Table of Contents

- [First uninstall any older version of Kurzweil 3000 1](#)
- [Download Kurzweil 3000 Web License..... 2](#)
- [Install Kurzweil 3000 Web License 3](#)
- [Download/Install the Acapela Voices \(Optional Step\)..... 5](#)
- [Install the Read the Web add-on \(Optional Step\)..... 7](#)
- [Enable the Kurzweil 3000 Taskbar \(Optional Step\) 9](#)
- [Your Kurzweil 3000 username and password 10](#)
- [Accessing Kurzweil 3000 for Web Browsers 10](#)

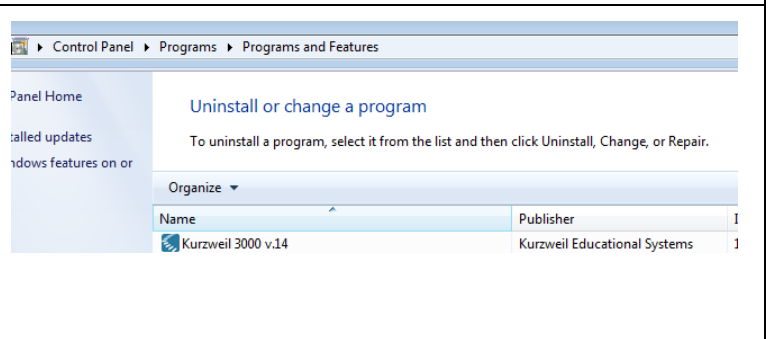
First uninstall any older version of Kurzweil 3000

Before you attempt to install Kurzweil 3000, make sure that you've first **uninstalled** any older version of Kurzweil 3000 on your computer by following the instructions below. Uninstalling an older version of Kurzweil 3000 will not cause you to lose any Kurzweil documents (.kes files), so you don't have to worry about losing your work.

1. In your Windows **Control Panel**, go to **Programs and Features** and click **Uninstall a Program**.



2. In your **Programs and Features** list of installed programs, find any older version of **Kurzweil 3000** installed (**Kurzweil 3000 v.14** pictured to the right). Select **Kurzweil 3000** and then click the **Uninstall** button.



<ol style="list-style-type: none"> Follow the prompts to uninstall Kurzweil 3000. For example, choose Yes to uninstall the software and Yes to restart your computer. After restarting, you should no longer see a Kurzweil 3000 shortcut on your desktop or Start menu. 	
--	--

Download Kurzweil 3000 Web License

Before you can install and use Kurzweil 3000, you must first download the software.

<ol style="list-style-type: none"> You can download the latest Kurzweil 3000 Windows software for free from this webpage https://www.kurzweilededu.com/k3win Find the link for Kurzweil 3000 Version 15 (web license). Right-click the link, and choose the option Save Link As... 	
<ol style="list-style-type: none"> Save the installer file K3000_k3_15xx_W_WebLicense.exe to a location that you can easily find on your computer. We recommend saving the file to your Desktop (pictured to the right) or Downloads folder. Press Save to save the file. This will start a download process, saving the file to your computer. The file is more than 2 GB in size. Downloading the file may take anywhere from 15 minutes to multiple hours, depending on the speed of your connection. Wireless connections may result in slower download speeds. 	
<ol style="list-style-type: none"> To view the status of the download, in your web browser (Firefox, Chrome, Internet Explorer, etc.) you can press Ctrl + J to open your Downloads library window. Wait for the file to finish downloading. See below for installation instructions. 	

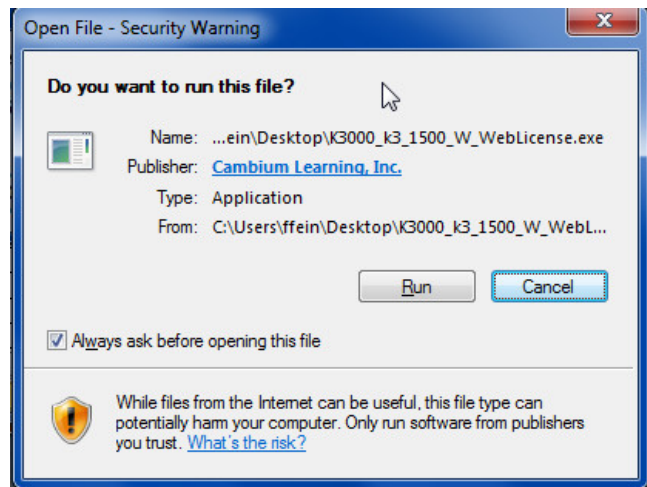
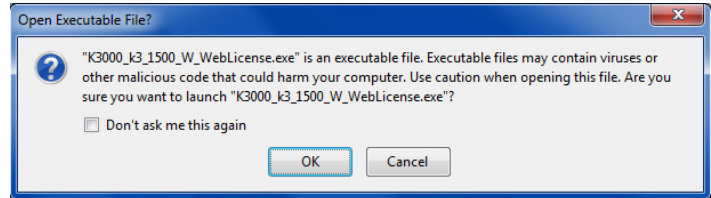
Install Kurzweil 3000 Web License

Now that you've downloaded the installer file, you're ready to install the software.

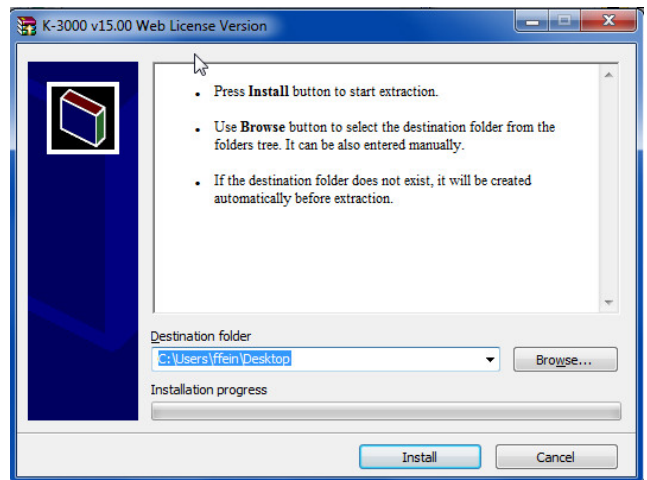
1. Once the file finishes downloading, double-click the file to Open it.



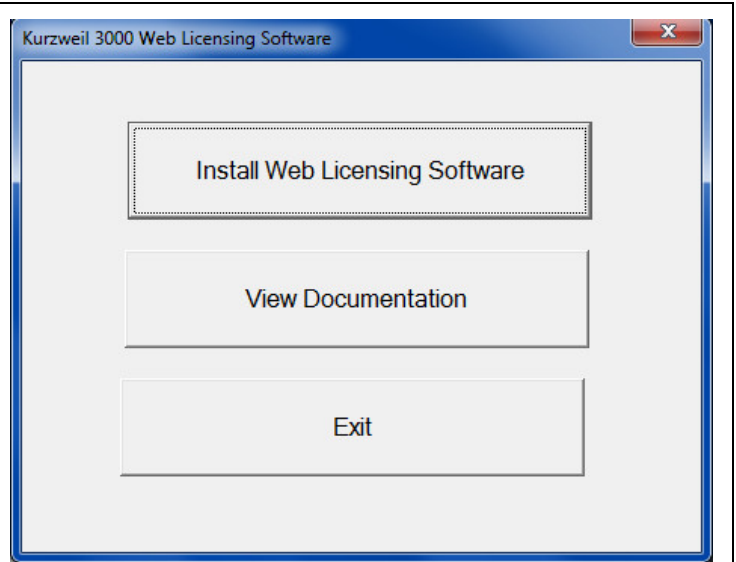
2. If you receive any security warning windows, press **OK** or **Run** or **Allow**.



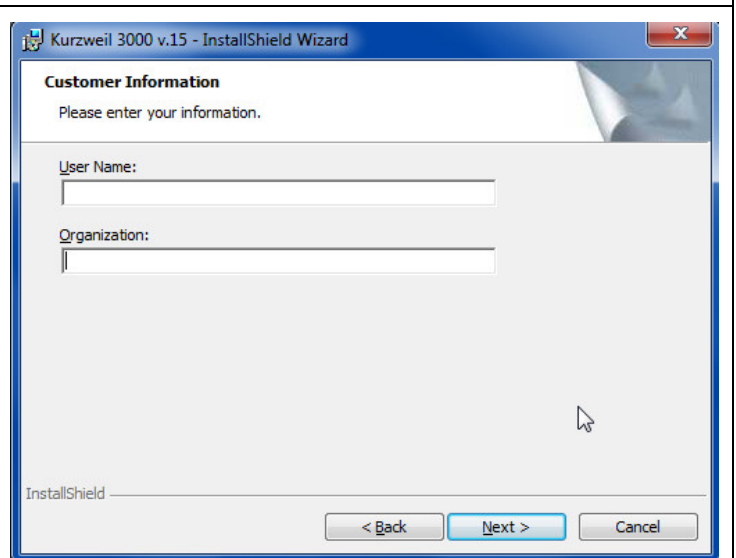
3. Click **Install** to start the installation process.



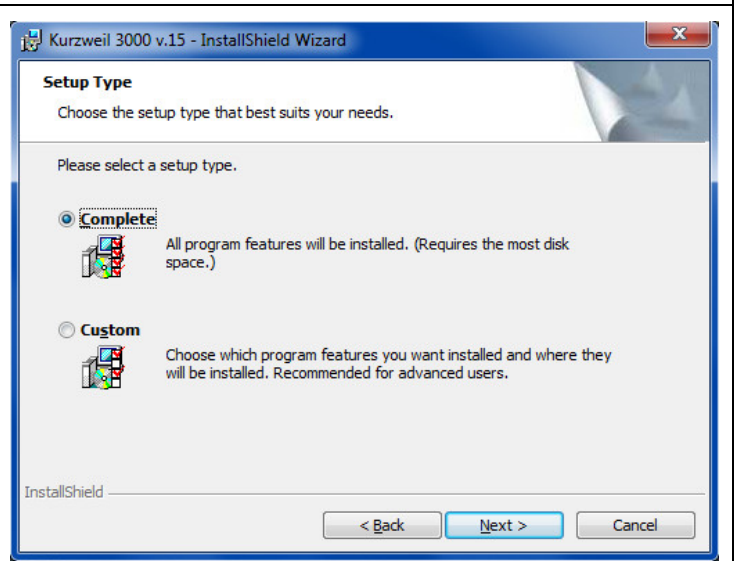
4. Press the **Install Web Licensing Software** and **Next** buttons when prompted.

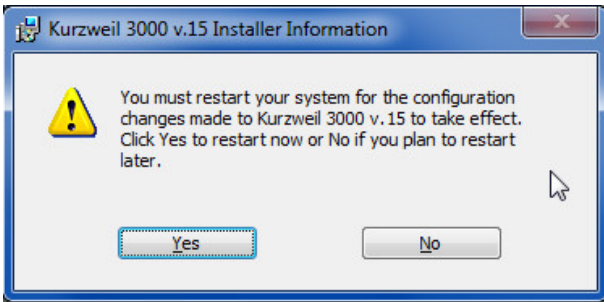
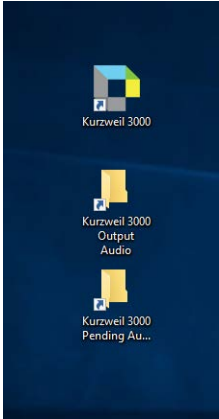


5. When prompted for Customer Information, enter the name of the primary user of the computer and press **Next**. If you're unsure whose name to enter, just ignore this step and press **Next**.



6. Choose to do a Complete install and press Next. Follow the prompts to complete the installation process.
7. The installation process may take several minutes or more. You may see several different windows pop up during installation. This is normal.



<p>8. At the end of the process, you will be asked to Finish and Restart your computer.</p>	
<p>9. After you restart your computer, you should see Kurzweil 3000 shortcuts on your desktop.</p>	

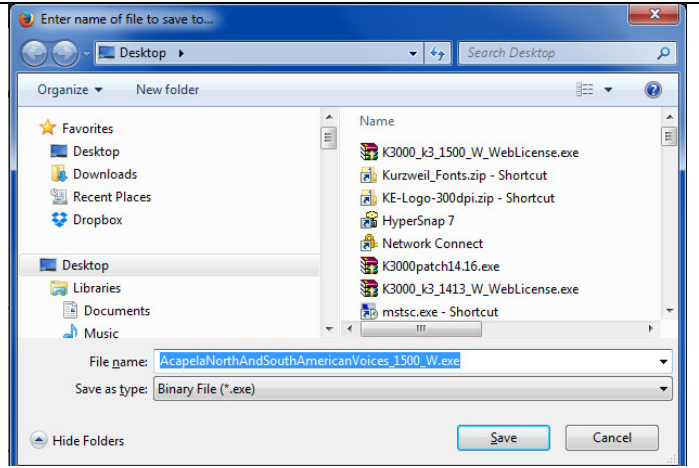
Download/Install the Acapela Voices (Optional Step)

Extra high quality Acapela text-to-speech voices may be installed for use in Kurzweil 3000. Each voice package must be downloaded and installed separately. The voice packages contain voices with English or Australian accents and additional foreign languages, such as German or Dutch. Follow the instructions below to download and install these voices.

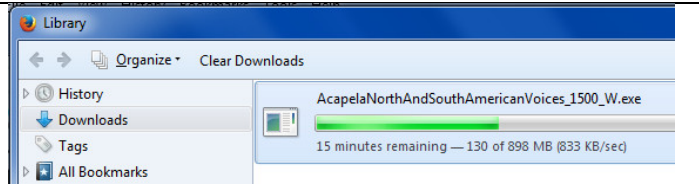
<ol style="list-style-type: none"> 1. You can download the Acapela voices for free from this webpage: https://www.kurzweiledu.com/k3win. 2. Find a voice package you'd like to use, such as the North and South American Voices. Right-click the Windows link, and choose the option Save Link As... 	
--	--

3. Save the voice installer files to a location that you can easily find on your computer. We recommend saving the file to your **Desktop** (pictured to the right) or **Downloads** folder. Press **Save** to save the file.

4. This will start a download process, saving the file to your computer. These files may take several minutes to more than an hour to download, depending on your connection speed. Wireless connections may result in slower download speeds.

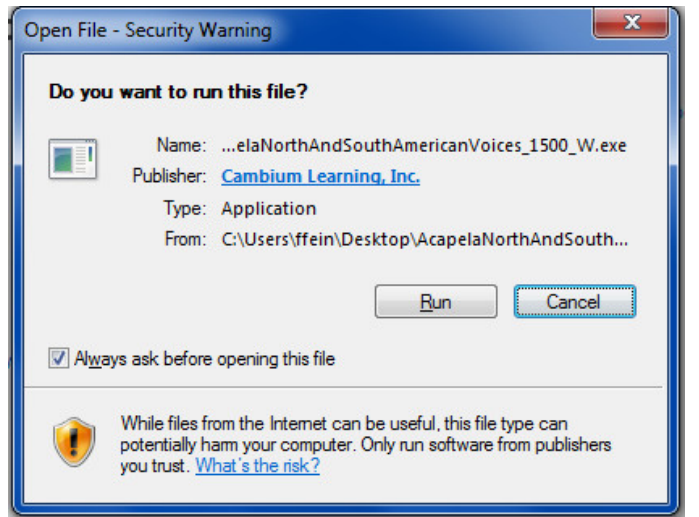
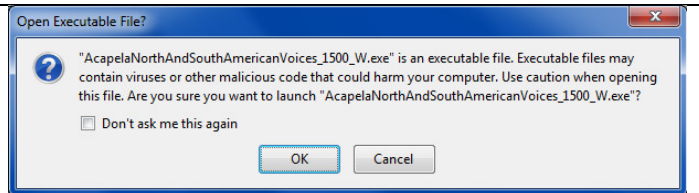


5. To view the status of the download, in your web browser (Firefox, Chrome, Internet Explorer, etc.) you can press **Ctrl + J** to open your **Downloads** library window.

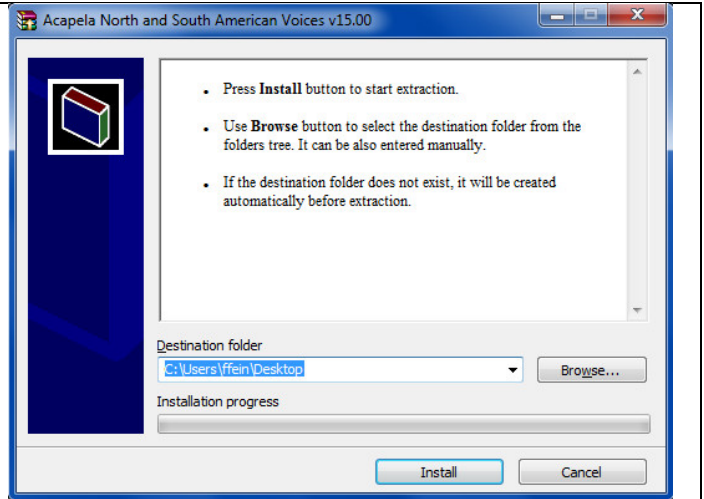


6. Once the file finishes downloading, **double-click** the file to **Open** it. This will start an installation process.

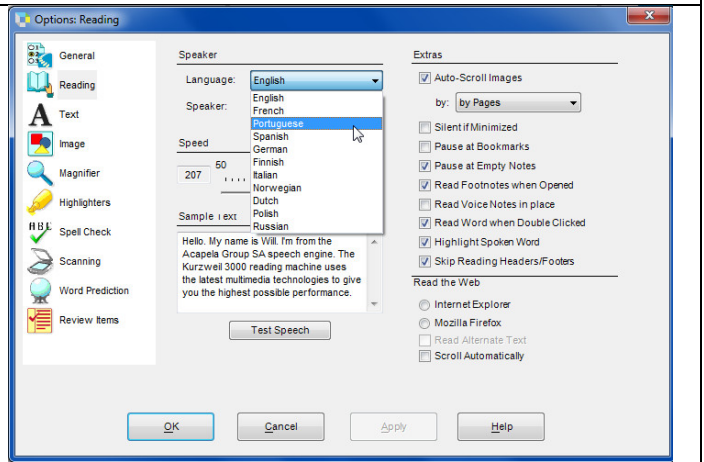
7. If you receive any security warning windows, press **OK** or **Run** or **Allow**.



8. Follow the prompts to install the voice package. Press **Next** for each window.



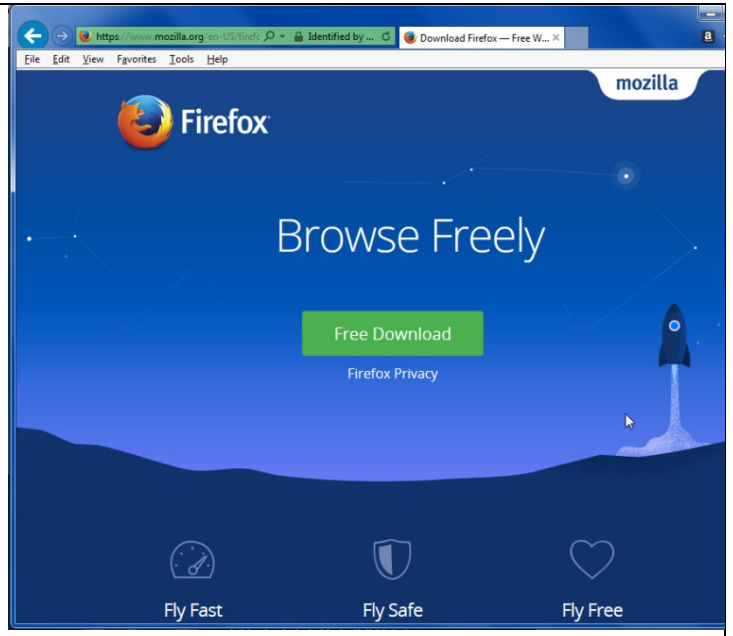
9. Doing this will install additional voices for use within Kurzweil 3000.



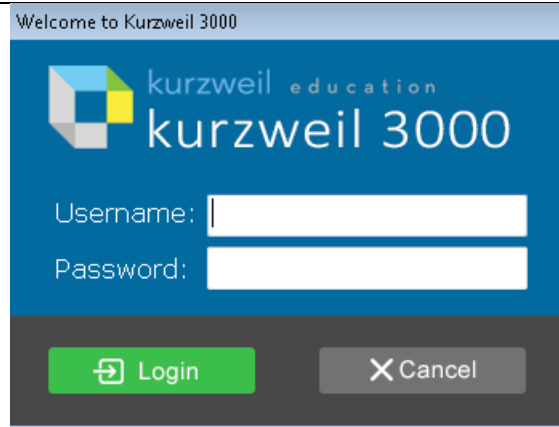
Install the Read the Web add-on (Optional Step)

After you install Kurzweil 3000, it is recommended to install the Read the Web add-on for Mozilla Firefox®. This will install a toolbar into Firefox that will let you read some web pages in your web browser with Kurzweil 3000 voices.

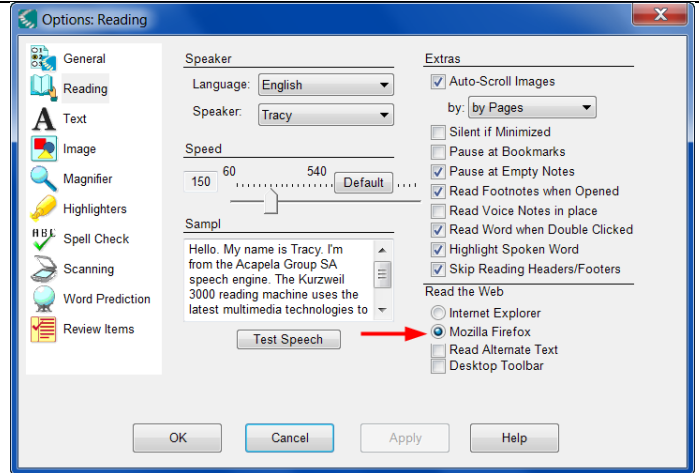
1. If you do not have Mozilla Firefox, you can download it here: <http://www.mozilla.org/en-US/firefox/new/>



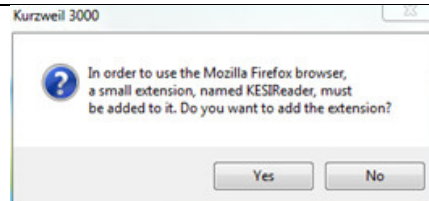
2. After Mozilla Firefox is installed and working, you're ready to install the Read the Web add-on. Open Kurzweil 3000 and log in with your Kurzweil 3000 username and password.



3. In Kurzweil 3000, click **Tools > Options > Reading**. In the Options: Reading window, choose the **radio button** for Mozilla Firefox.



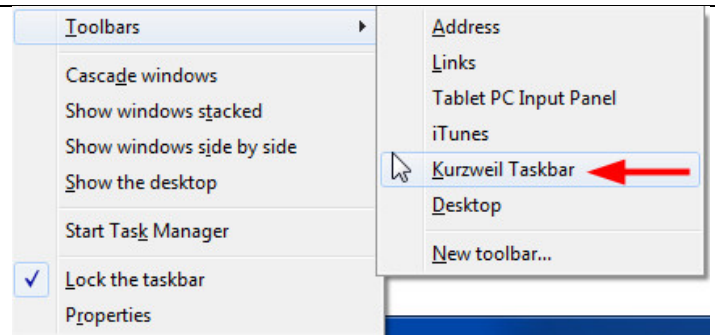
A Kurzweil 3000 window may appear, asking if you want to add the extension. Choose **Yes**. From here, follow the prompts to install the add-on into Firefox.

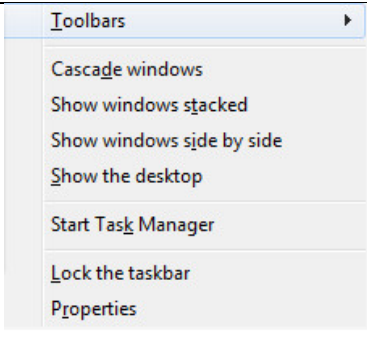



Enable the Kurzweil 3000 Taskbar (Optional Step)

Kurzweil 3000 comes with a taskbar that installs into Windows. This taskbar has multiple features, including a powerful Image Reader. It's recommended to enable it.

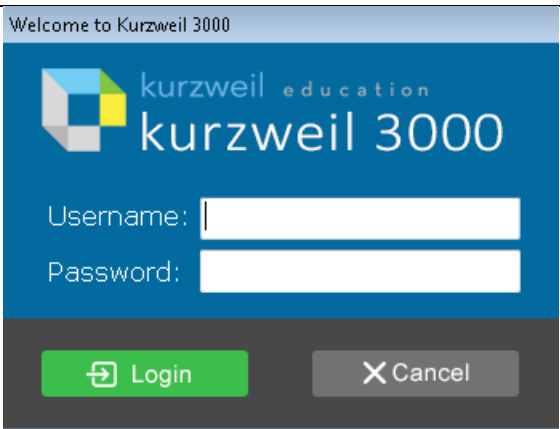
1. To enable your Kurzweil Taskbar, right-click in an open space on your Windows Taskbar. In the context menu, select Toolbars > Kurzweil Taskbar.



<p>1. To expand the size of the Kurzweil Taskbar, right-click in an open space on your Windows Taskbar. In the context menu, select to uncheck Lock the taskbar. Drag the expansion bar to expand the text field of the Kurzweil Taskbar.</p>	
<p>2. You can now click on the Image Reader button on your Kurzweil Taskbar to drag rectangles around areas of your screen and have Kurzweil 3000 read any text it finds.</p>	

Your Kurzweil 3000 username and password

You are ready to log in to and use Kurzweil 3000 Web License Edition.

<p>When you open the Kurzweil 3000 software on your computer it will prompt for your username and password. Use the username and password your administrator provided. This username and password can be used to log in to Kurzweil 3000 and Kurzweil 3000 for Web Browsers.</p>	
--	---

Accessing Kurzweil 3000 for Web Browsers

Kurzweil 3000 for Web Browsers is a combination of a web-based reading tool, online file storage system, and account management system.

Educators primarily use Kurzweil 3000 for Web Browsers for its user management system, creating user accounts for others.

Students primarily use it for its web-based reading tool, letting them read files uploaded to the online file storage system called the Universal Library.

A user account should have been created for you in Kurzweil 3000 for Web Browsers. If you were not provided a username and password, please contact someone at your organization leading the implementation of Kurzweil 3000 for Web Browsers.

You can log in and access Kurzweil 3000 for Web Browsers here:
<https://www.kurzweil3000.com>



You can also download the Kurzweil 3000 iPad® app for free from the Mac App Store:
<https://itunes.apple.com/us/app/k3000/id535277727?mt=8>.